KITCHEN® CABINET OUTLET

Salesperson: _____ Date: _____ Approx. Date of Estimate Completion: _____

Measuring Checklist

- ____ Ceiling Height
- ____ Wall Obstruction
- ____ Wall Treatment
- ____ Window Height
- ____ Flooring Type
- ____ Square, Level, Plumb
- ____ Pipe Chase
- ____ Heating Location
- ____ Plumbing Location
- ____ Electrical Outlets
- ____ Lighting
- ____ Casing Sizes
- ____ Base Board Into Ref.
- ____ Door Swings
- ____ Appliance Specs
- ____ Ventilation
- ____ Soffit Type

(USE SCALE OF 1/2 INCH TO 1 FOOT OR 1/4 INCH TO 1 FOOT TO LAY OUT OLD KITCHEN)

WINDOWS

	A	B	C
1			
2			
3			
4			

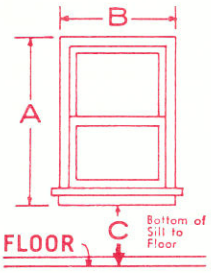

DOORS

	A	B
1		
2		
3		
4		

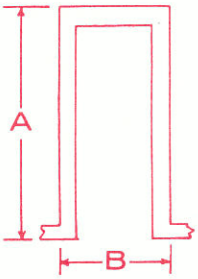

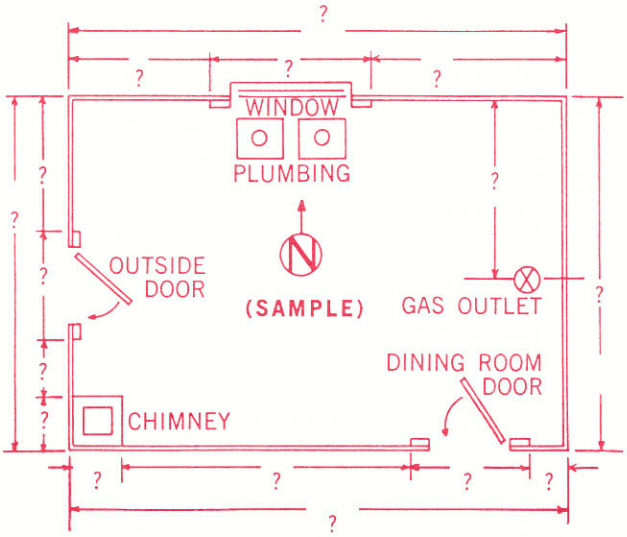

Measure present kitchen carefully at 36" counter top height. Sample layout below shows how to mark in measurements. Show location and measurements of all windows and doors (including trim), as well as all obstructions such as pipes, radiators, chimneys, offsets, stairways, etc. Indicate where doors lead to. Show which direction is north. Show location of plumbing, gas, electrical and all outlets that will affect the new kitchen.

KITCHEN CABINET OUTLET

431 Harpers Ferry Road • Waterbury, CT 06705 (203) 756-5061 • Fax (203) 759-1418

931 Queen Street • Southington, CT 06489 (860) 620-0500 • Fax (860) 620-0133

"THE KITCHEN AND BATH SUPERMARKET"